

## Principles of Arabic Immersion Curriculum

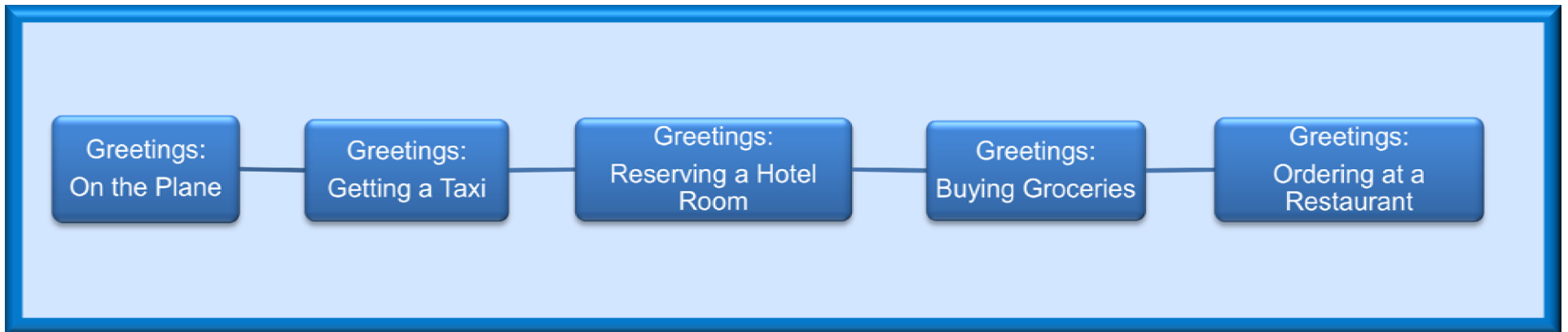
---

1. The curriculum includes more than the textbook: application of methodology, testing structure, review activities, language pledge, buddy system, high teacher – student ratio, etc.
2. Oral proficiency is the primary goal. High level of written proficiency requires a separate curriculum.
3. Reinforcement and tests should be predominantly oral in nature and fun.
4. The courses will be taught in Arabic and tests will require Arabic answers (no translation tests)
5. The textbook will be based on two parts: Dialogues and Building Blocks
6. Progress of lessons must be based on frequency and organic (see below)
7. Appendices will appear in back for complete reference of vocabulary and grammar
8. Topics of dialogues must be relevant to life outside the classroom or else students will feel uncomfortable speaking outside the classroom.

### Textbook Part One: Dialogues

---

## DIALOGUES LEVEL ONE: MEETING NEW PEOPLE



## DIALOGUES LEVEL TWO: MAKING FRIENDS

Meeting up:  
On the Phone

Meeting up:  
At a Cafe

Meeting up:  
Visiting a Home

Meeting up:  
Visiting a Mosque

Meeting up:  
On a Road Trip

## DIALOGUES LEVEL THREE: CONVERSATIONS

Conversation:  
Weather

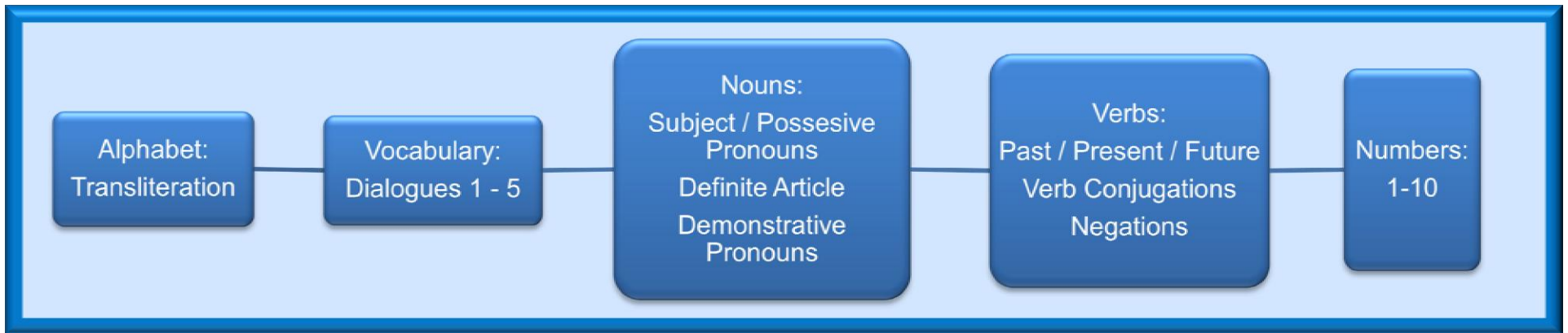
Conversation:  
Sports

Conversation:  
Comparative Cultures

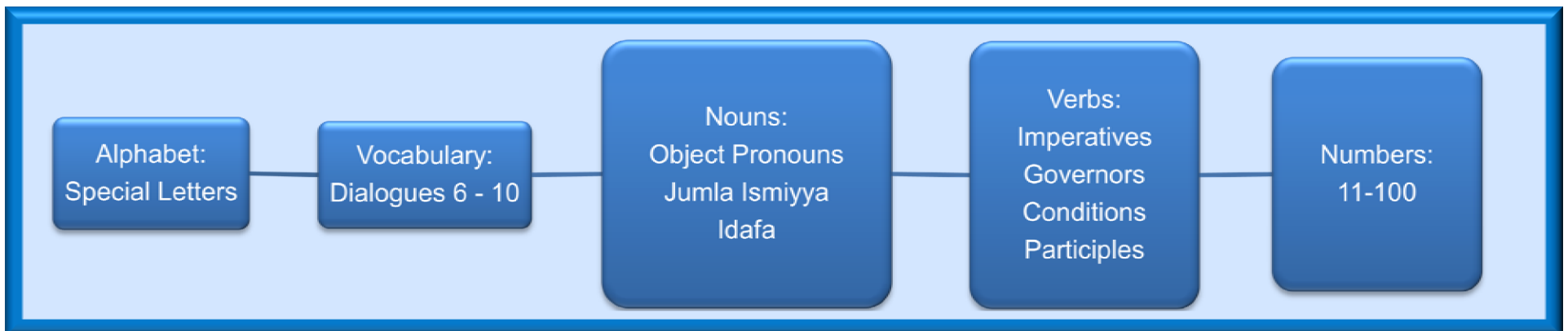
Conversation:  
World Politics

Conversation:  
Comparative  
Religions

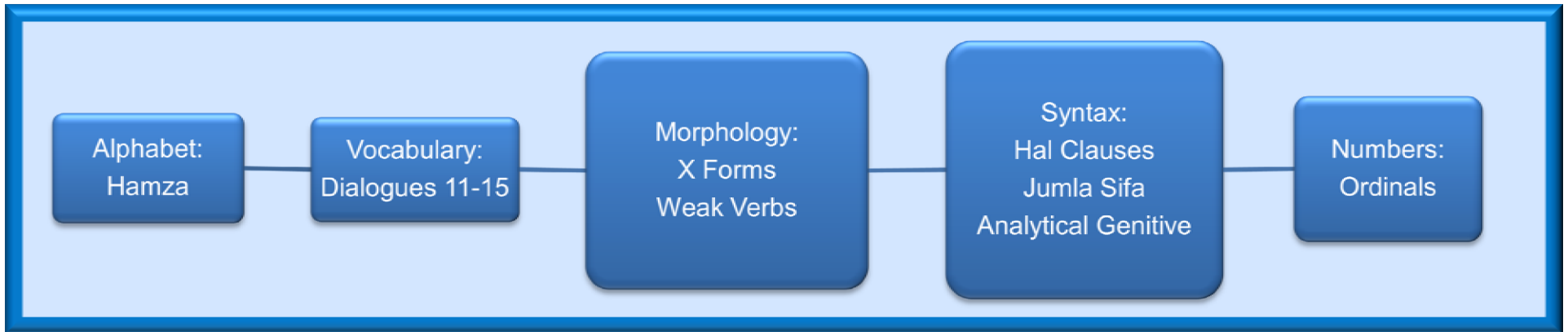
## BUILDING BLOCKS LEVEL ONE: BABY BLOCKS



## BUILDING BLOCKS LEVEL TWO: CONNECTING BLOCKS



## BUILDING BLOCKS LEVEL THREE: ODD BLOCKS



### Textbook Part Three: Appendices

---

1. Cultural Notes and Survival Guide
2. Syntax Review
3. Morphology Charts
4. Picture Dictionary (Complete Vocabulary Review)

# Review Activities and Tests

---

1. Ice Breakers
  - a. Activity Oral – Fruit Basket
  - b. Test Oral – Name Game
2. Dialogues
  - a. Activity – Oral: Make up discussion based on pictures
  - b. Test – Oral: Perform dialogues
3. Alphabet
  - a. Activity – Oral: Pronouncing Letters that sound similar to non-Native speakers
  - b. Activity – Written: Connecting Letters
  - c. Test – Written: Transliteration
4. Vocabulary
  - a. Activity – Oral: King of the Mountain
  - b. Test – Oral: Picture Flash Cards
5. Nouns
  - a. Activity – Oral: Family Feud
  - b. Test – Oral: Change sentences to fit pictures
6. Verbs
  - a. Activity – Oral: Jeopardy
  - b. Test – Oral: Solve puzzles with proper syntax
7. Numbers
  - a. Activity – Oral: Mathletes Competition
  - b. Test – Oral: Read numbers and objects out loud